

TEACHER REPORT

Name of Teacher	TAN HONG MING
Module	MA1505-MATHEMATICS I (TUTORIAL)
Academic Year/Sem	2016/2017 - SEM 1
Department	MATHEMATICS
Faculty	SCIENCE

Number of Responses

Statistics	Value
Response Count	41

A. GUIDELINES FOR INTERPRETING THE REPORT

The teacher evaluation report is for developmental purposes and is meant to help identify strengths and areas for improvement. Please consider the following recommendations that will aid in interpreting the results:

1. Examine the report by taking note of patterns in order to consider how best to act on the feedback your students have taken the time to provide. Use the reflection section at the end to reflect upon how you might act on the feedback.
2. These evaluations stem from student perception and thus constitute one source of evidence among others as to the quality of your teaching. Any response to the feedback should be based on the most representative results rather than on outlying responses.
3. Upon getting a general sense as to what has gone well, and which areas may require attention and improvement, it is important to drill down to the related questions (see the detailed report). These questions can help guide future action if feedback from students suggest areas for improvement.
4. Keep both the likert scale and written comments in mind while reading through the report. High scores (4+) suggest student consensus indicating a strength. On the other hand, low scores (2-) should be considered as an area that requires immediate developmental focus based on student feedback.

B. NOMINATION FOR TEACHING AWARDS

	Response Count
I would like to nominate TAN HONG MING for teaching awards	10

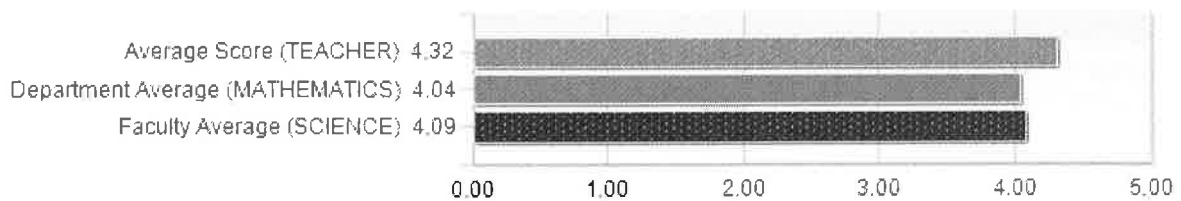
Comment
-dedicated teacher
-He is very dedicated. He continued to teach even if he was ill.
-responsible
-Ability to teach clearly
-He is a really dedicated tutor that really wants to help and takes the effort to help us understand :)
-approachable
-Engaging and clear teaching, makes me enjoy the class and lesson very much.
-He can teach really well
-He teaches very well and explain very clearly too!
-Explains concepts clearly, patient and helpful

C. SUMMARY OF TEACHING SCORES


(i) Teaching Rating Score Analysis

Question	Average Score (TEACHER)		Department Average (MATHEMATICS)		Faculty Average (SCIENCE)	
	Mean	Standard Deviation	Mean	Standard Deviation	Mean	Standard Deviation
The teacher has enhanced my thinking ability.	4.32	0.61	4.04	0.86	4.09	0.78
The teacher provided timely and useful feedback.	4.24	0.70	3.99	0.88	4.04	0.80
The teacher has increased my interest in the subject.	4.05	0.63	3.86	0.96	3.95	0.87
Average of Q1-Q3	4.20	0.65	3.96	-	4.03	-

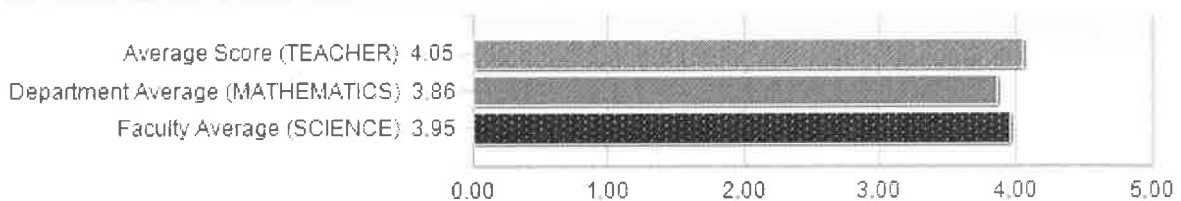
1. The teacher has enhanced my thinking ability.



2. The teacher provided timely and useful feedback.



3. The teacher has increased my interest in the subject.



Question	Average Score (TEACHER)	Department Average (MATHEMATICS)	Faculty Average (SCIENCE)
	Mean	Mean	Mean
Computed Overall Effectiveness Score	4.27	4.02	4.08

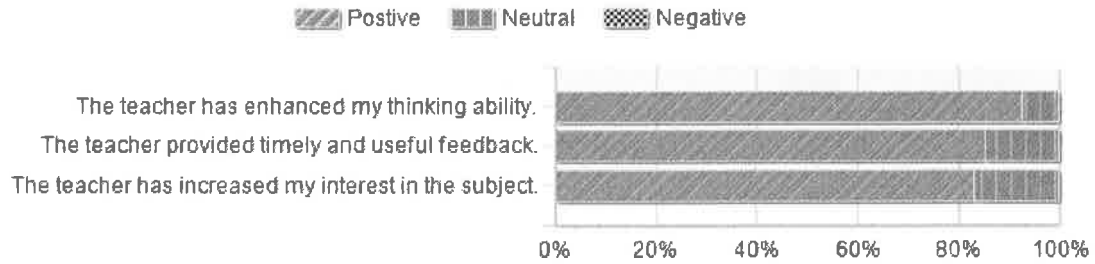
Department Specific Questions

Question	Average Score (TEACHER)		Department Average (MATHEMATICS)	
	Mean	Standard Deviation	Mean	Standard Deviation
The teacher was well prepared.	4.29	0.64	4.28	0.79

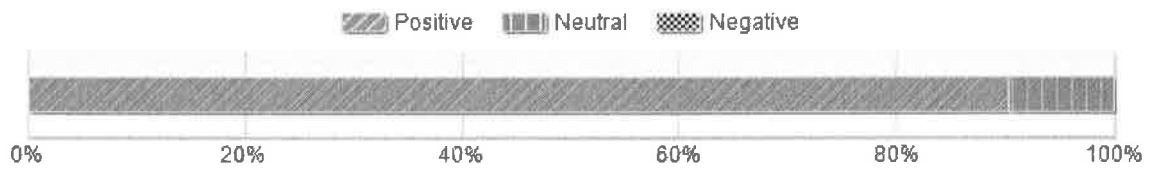
Question	Average Score (TEACHER)		Department Average (MATHEMATICS)	
	Mean	Standard Deviation	Mean	Standard Deviation
The teacher was able to explain the mathematical concepts clearly.	4.27	0.63	4.05	0.94

Question	Average Score (TEACHER)		Department Average (MATHEMATICS)	
	Mean	Standard Deviation	Mean	Standard Deviation
The teacher has enhanced my problem solving skills.	4.20	0.56	3.95	0.90

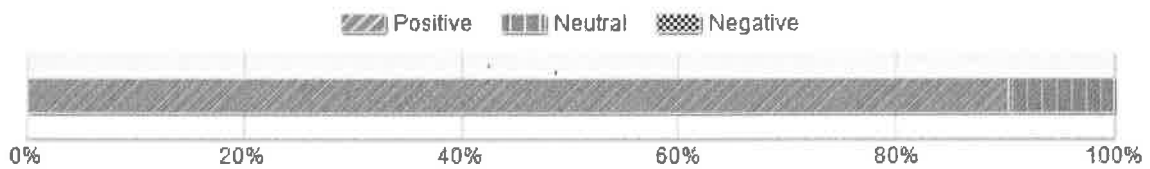
(ii) Teacher Rating Analysis Based on Scale Distribution



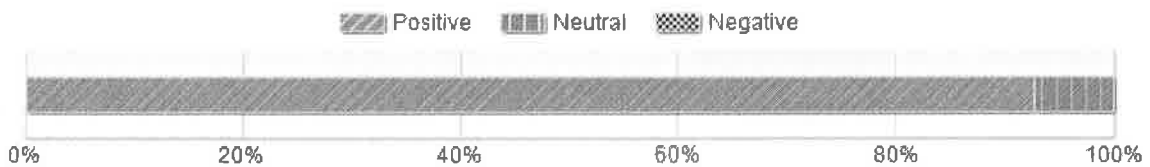
The teacher was well prepared.



The teacher was able to explain the mathematical concepts clearly.

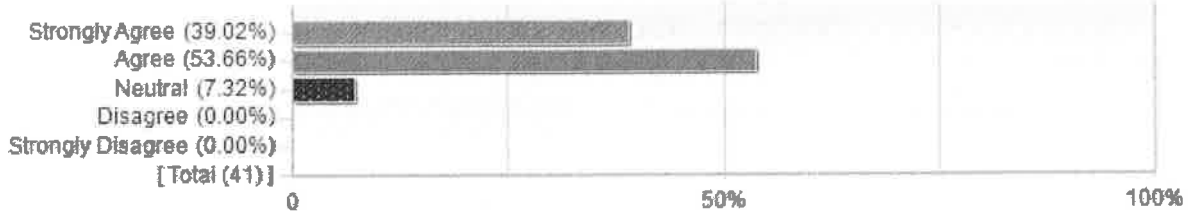


The teacher has enhanced my problem solving skills.



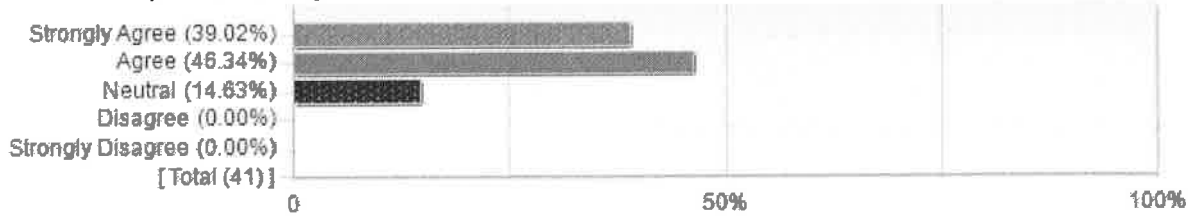
(iii) Teacher Rating Frequency Analysis

1. The teacher has enhanced my thinking ability.




Statistics	Value
Response Count	41
Mean	4.32
80th Percentile	5.00
Standard Deviation	0.61
Positive Feedback	92.68%

2. The teacher provided timely and useful feedback.




Statistics	Value
Response Count	41
Mean	4.24
80th Percentile	5.00
Standard Deviation	0.70
Positive Feedback	85.37%

3. The teacher has increased my interest in the subject.



Statistics	Value
Response Count	41
Mean	4.05
80th Percentile	5.00
Standard Deviation	0.63
Positive Feedback	82.93%

The teacher was well prepared.




Statistics	Value
Response Count	41
Mean	4.29
80th Percentile	5.00
Standard Deviation	0.64
Positive Feedback	90.24%

The teacher was able to explain the mathematical concepts clearly.



Statistics	Value
Response Count	41
Mean	4.27
80th Percentile	5.00
Standard Deviation	0.63
Positive Feedback	90.24%

The teacher has enhanced my problem solving skills.



Statistics	Value
Response Count	41
Mean	4.20
80th Percentile	5.00
Standard Deviation	0.56
Positive Feedback	92.68%

(iv) Teacher Rating Scores vs. Gender

Question	M	F	Overall
The teacher has enhanced my thinking ability.	4.25	4.46	4.32
The teacher provided timely and useful feedback.	4.14	4.46	4.24
The teacher has increased my interest in the subject.	3.89	4.38	4.05

D. STRENGTHS

What are TAN HONG MING's strengths?

Comment
He is friendly and approachable. His explanation is easy to understand
He is very patient and seeks to understand the ability of the class to understand the solutions he explained.
Shares tips and tricks, shares extra content
Always very prepared for class and very patient in answering questions. I regret missing his classes :(
Time management: he finishes lesson on time while covering everything we need to know for the tutorial
knowledgeable and responsible to feel free to answer questions held by students
-
Teaches well and clearly, willing to stay back and answer questions
He is a really really good tutor and he has been the most helpful source of guidance through this module. He provides many tips and alternative way of solving that expands our thinking capability
patient and knowledgeable
Very clear teaching, much effort taken in trying to help us understand the concepts behind the workings. Very engaging, friendly to the class.
Give us good tips in tutorial
He is quite well prepared for the tutorials and we can always obtain answers of our questions from him.
Goes the extra mile to help students learn and understand concepts.
gives us alternative solutions(which are easier to understand) than the solutions given by the prof
-
His expertise
He is able to explain well to all the problems and when we had questions, he will explain it very well!
He is very very helpful as he doesn't hesitate to help us with our questions even after class. He also gave us his email if we have any questions.
None.
Clear and explains things thoroughly.
He is very friendly and is more than willing to help students. He would also ensure that all students understand his explanation before proceeding. He has the passion to teach and I strongly believe that he has the capability to become a lecturer in the future.

E. AREAS FOR IMPROVEMENT

What improvements would you suggest to TAN HONG MING?

Comment
Nothing
Make lesser careless mistakes in class
None
maybe due to time limits,sometimes speak too fast
-
none :) I like his teaching!
no room for improvements
Nothing
Nil
N`
-
Be more engaging
None.
nil
Could speak too fast at times.

F. SELF-REFLECTION

1. When comparing these results to the previous year's results, what areas have shown improvement?
2. What areas remain to be improved and what are the necessary steps / actions to do so?
3. Are there colleagues who could potentially guide me?
4. Are there issues that require departmental or institutional support?

